



TS 71

Door Closer

The inexpensive solution for standard doors – with quality assured

With the TS 71, DORMA has developed a door closer that rounds off its ClassicLine series perfectly. The ease and speed with which it can be fixed, the fact that its spring strength can be so easily adapted to the door

size – by simply turning round the hinge plate – and its competitive price should make it the ideal choice for your application.

Certified to ISO 9001

Benefits

For the trade

- Increased stocking flexibility thanks to use of the standard ClassicLine series arm.
- Complements the ClassicLine series as a competitive model for standard doors.

For the installer/fabricator

- Non-handed design.
- Easy and quick to fix.

For the architect/specifier

- Competitive and reliable.
- Compact construction combined with classic design.

For the user

- Constant closing action virtually unaffected by temperature fluctuations.
- Optimum closing speed adjustment with two regulating valves.
- Reliable closing with adjustable latching action.

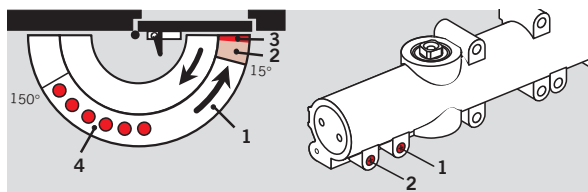
Data and features		TS 71
Spring strength (adjustable by turning round the hinge plate)	Size	EN 3/4
Standard doors	≤ 1100 mm ¹⁾	●
External doors, outward opening		–
Fire doors		●
Non-handed		●
Arm type	Standard	●
	Slide channel	–
Closing speed adjustable at 2 separate valves	180° – 15°	●
	15° – 0°	●
Latching action adjustable (by arm)		●
Backcheck		○
Delayed action		–
Hold-open		○
Weight in kg		1.2
Dimensions in mm	Length	232
	Overall depth	45
	Height	68
Door closer tested and approved to EN 1154		●
CE mark for construction products		●
Approved to AS1905 Part1 Fire Resistant Doors		●

● Yes – No ○ Option

¹⁾With parallel-arm fixing, the closing force is approx. 20 Nm (for doors up to 950 mm)

Standard and optional functions

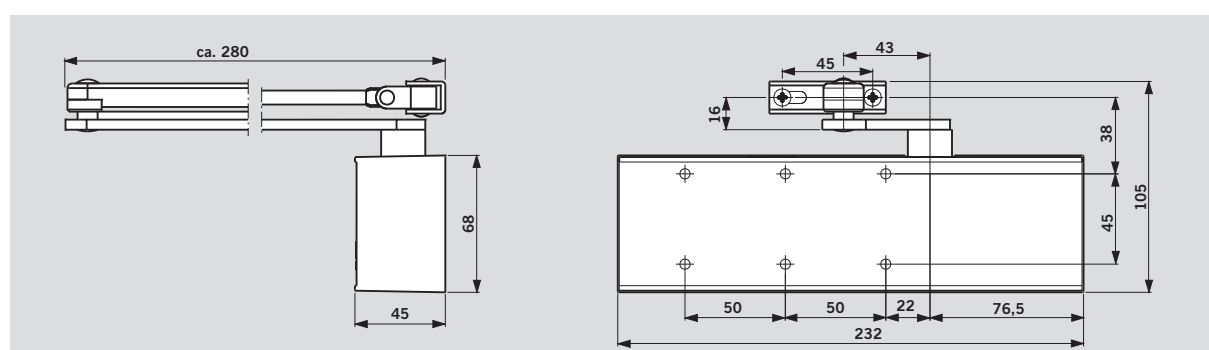
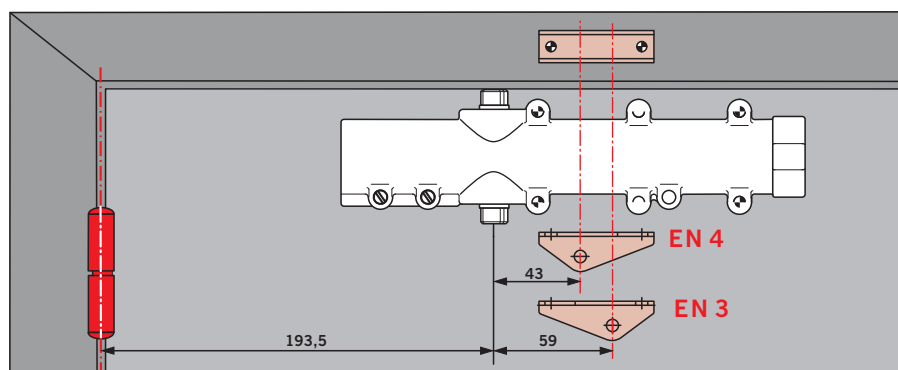
- 1 Closing speed adjustable in the range 180° – 15°.
- 2 Closing speed adjustable in the range 15° – 0°.
- 3 Latching action.
- 4 Hold-open range for model with hold-open arm (optional extra).



Closing force settings

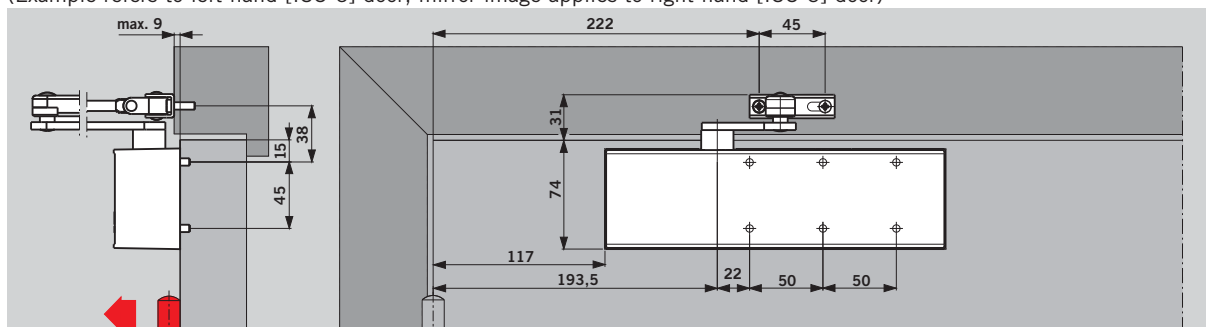
Door width	Setting
≤ 950	EN 3
≤ 1100	EN 4

With the TS 71, the spring strength (size setting) of the closer is adjusted to the door width concerned by merely turning round the hinge plate.



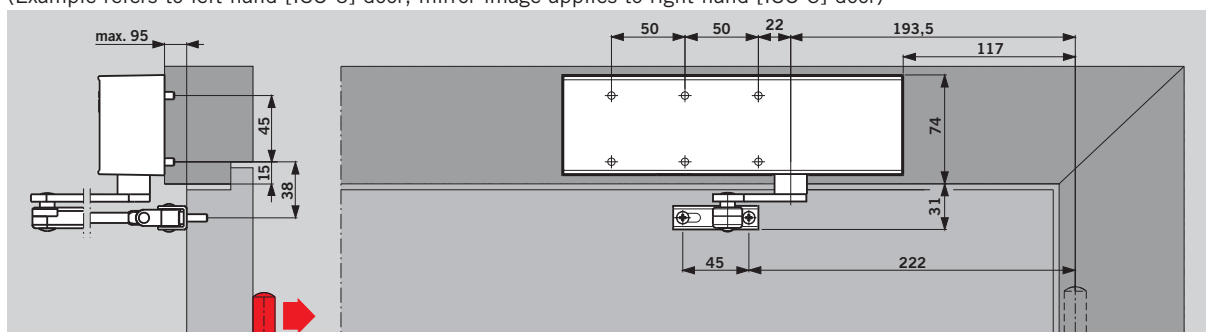
Door leaf fixing, pull side

(Example refers to left-hand [ISO 6] door; mirror image applies to right-hand [ISO 5] door)



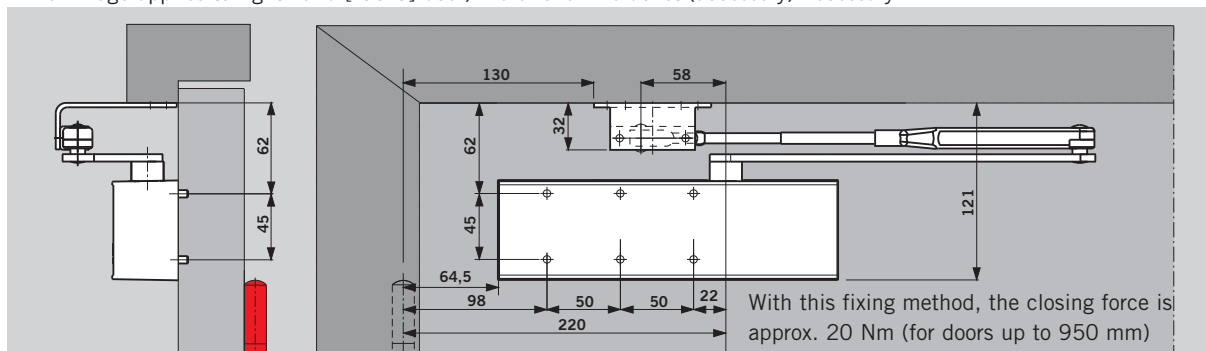
Transom fixing (overhead frame installation), push side

(Example refers to left-hand [ISO 6] door; mirror image applies to right-hand [ISO 5] door)



Parallel-arm fixing, push side

(Example refers to left-hand [ISO 6] door; mirror image applies to right-hand [ISO 5] door). Parallel-arm bracket (accessory) necessary



Standard equipment and accessories

Order No.:

 = Closer separate

 = Arm assembly separate

= Accessory

Colour

Silver 01

Dark brown 03

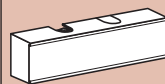
White (sim. to RAL 9010) 10

White (sim. to RAL 9016) 11

Special colour 09

xx

Closer body
TS 71

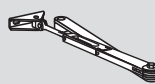


Standard arm



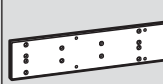
220023xx

Hold-open arm



220025xx

Mounting
backplate



220021xx

Parallel-arm
bracket



280066xx

Size EN 3/4
222223xxBC
222123xxNBC



Specification text

Rack-and-pinion door closer with adjustable closing force, size EN 3 or 4, closing speed adjustable in two independent ranges, with adjustable latching action. Non-handed.

Tested and approved to EN 1154.

Model

- ☐ with standard arm
- ☐ with hold-open arm

Accessories

- ☐ Mounting backplate
- ☐ Fixing bracket for parallel-arm assembly

Colour

- ☐ Silver ☐ Dark brown
- ☐ White (sim. to RAL 9010)
- ☐ White (sim. to RAL 9016)
- ☐ Special colour _____ (sim. to RAL _____)

Make DORMA TS 71



Door Control



Automatic



**Glass Fittings
and Accessories**



**Security/Time
and Access (STA)**



Movable Walls

DORMA Door Controls P/L
Head Office
Victorian & Tasmanian
Sales Office
A.B.N. 82 005 869 447
52 Abbott Road,
Hallam, Victoria 3803
Telephone (03) 8795 0666
Facsimile (03) 8795 0280
Toll Free Facsimile
1800 333 309

New South Wales &
Australian Capital Territory
Telephone (02) 9645 8350
Facsimile (02) 9645 8355

Queensland
Telephone (07) 3394 6810
Facsimile (07) 3394 2953

South Australia &
Northern Territory
Telephone (08) 8337 4064
Facsimile (08) 8365 8572

Western Australia
Telephone (08) 9228 2322
Facsimile (08) 9228 2422

New Zealand
Dorma NZ Limited
Building P
61-69 Patiki Road
Avondale
Auckland 1026
Telephone (09) 830 2052
Facsimile (09) 820 4909