

## ERA Locca ONE Benefits

- Easy to install in minutes
- Simple wiring
- Use with existing nightlatch
- You can still use your standard key in addition to the key fob
- Automatically locks after a certain time

Additional key fobs are also available

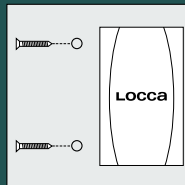


actual size

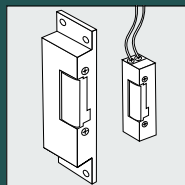
## Lifestyle key fob

- Stylish design
- Key ring size
- Covered button
- 50m range

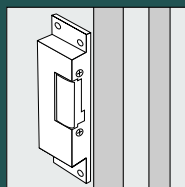
## Easy installation in 4 steps



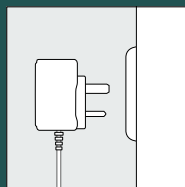
1. Screw fixings to the wall and hook Locca ONE receiver onto the screws



2. Wire the Locca ONE receiver to the electric strike



3. Screw the electric strike to the door frame



4. Plug in and switch on

# Unlock your front door with a key fob



**ERA** PRODUCTS **LOCCA** ONE

Find out more at  
[www.era-security.com](http://www.era-security.com)  
or call 01922 490000

**ERA** PRODUCTS **LOCCA** ONE  
THE REMOTE CONTROL LOCK

# Unlock your front door with a key fob



## Q: What is the ERA Locca ONE?

**A:** The ERA Locca ONE comprises a small unit that is fitted to the inside of the property and plugged into a standard wall socket. The unit is wired to an electric strike which works with most new or existing nightlatches.

It uses rolling code technology similar to that used on modern car key fobs, so offers great security at the touch of a button.

## Q: How do I unlock my door?

**A:** One press of the key fob activates the lock and unlocks the door – it's as simple as that.

The door can be unlocked from up to 50 metres away, so you can use the ERA Locca ONE to unlock the door as you walk towards it without having to fiddle with keys or handles. Alternatively, you can use the ERA Locca ONE to let people in from the comfort of your sofa or bed, making it ideal for the elderly and disabled.

## Q: Do I need an electrician?

**A: No** – the ERA Locca ONE uses simple wiring and is plugged into a standard wall socket. There is no need for an electrician.



## Q: How many key fobs can I have?

**A:** You can add up to 6 remote keys to ensure all the family and anybody else who needs access to the house can have one.

Each pack comes with 2 Lifestyle key fobs and additional fobs can be bought in store.

Key fobs can be added easily and deleted quickly if one is lost or no longer required.

## Q: Will the ERA Locca ONE fit my door?

**A:** The ERA Locca ONE is suitable for timber or composite doors, for use with most new or existing nightlatches.

### Pack Contains:

- Locca ONE receiver unit
- Plug
- 2 x Locca key fobs
- Wall plugs and screws
- Electric strike
- Installation guide



*The ERA Locca ONE removes the need to turn keys or use handles*